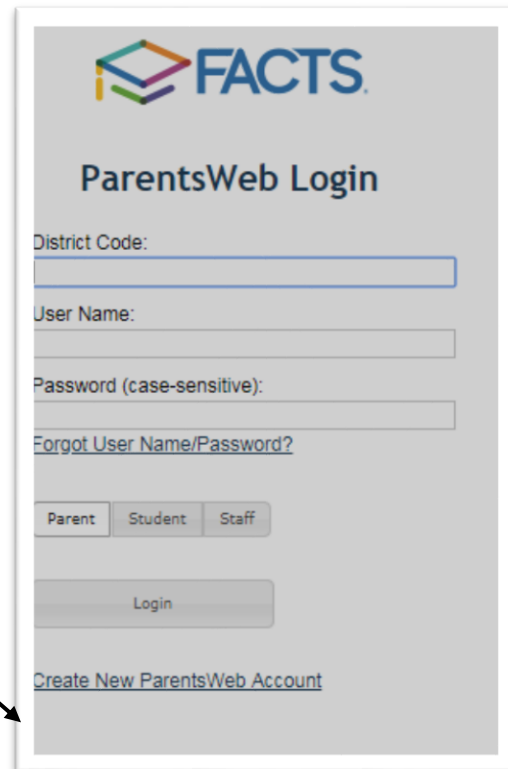
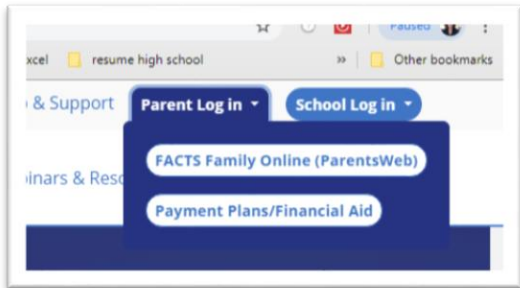


To Create FACTs Parent Login

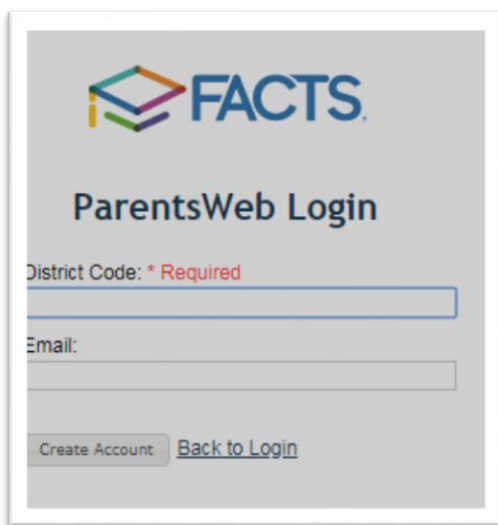
1. Go to www.factsmgt.com
2. Click Parent Login, and then FACTs Family Online (ParentsWeb)



3. Click the link toward the bottom of the screen that reads: "Create ParentsWeb account"

4. On the screen that loads (below), use the following information:

District Code: port-pa



5. Enter your email that the school has on file. If you do not know, call the school office at 724-368-8787.
6. Click Create Account and a link to create your password will be emailed to that account.

Once your account is created, access FACTs by going to www.factsmgt.com, enter the district code (port-pa), your username and password, then click Login.

On the menu on the left-hand side, click Student, then Grades. Also note that Homework will list any homework for the week. Classes can be changed from the drop-down near the top of the page.

